

International Comparison of Producer Prices for Milk

August 2023

August 2023
Average All dairies
Ø **41,64 ct/kg**

Compared to previous month: -0,55
Compared to previous year: -11,22

12-month rolling avg
Average All dairies
Ø **48,70 ct/kg**

Compared to previous month: -1,03
Compared to previous year: +3,99

Highest Milk Price in August 2023

1	Valio	50,34 ct/kg
2	Capsa Food	48,36 ct/kg
3	Sodiaal	47,08 ct/kg

Highest 12-month rolling average

1	Hochwald Milch	54,41 ct/kg
2	Capsa Food	54,19 ct/kg
3	Valio	53,00 ct/kg

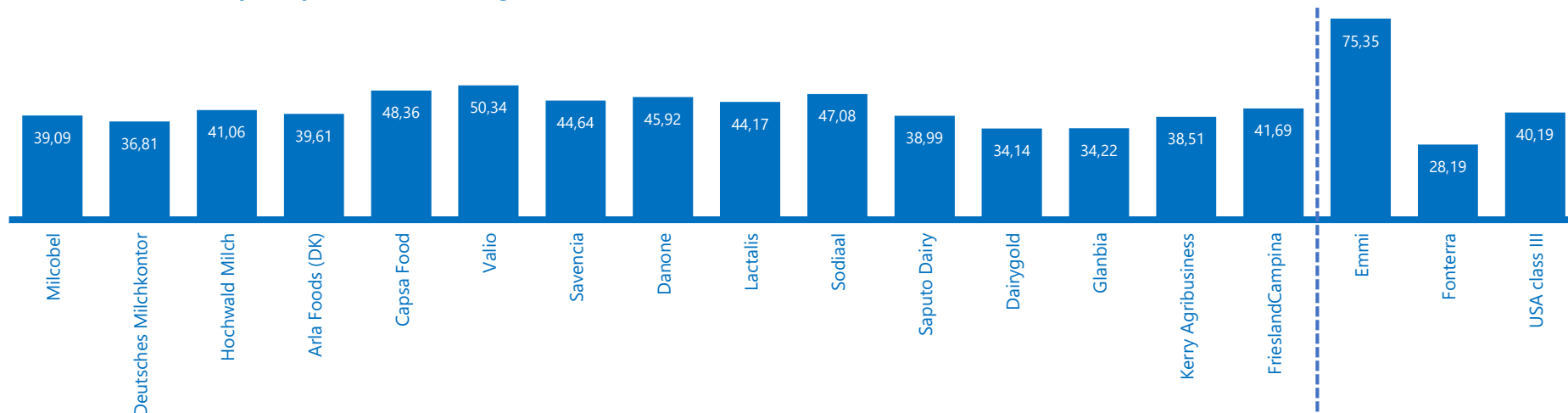
Lowest Milk Price in August 2023

1	Dairygold	34,14 ct/kg
2	Glanbia	34,22 ct/kg
3	Deutsches Milchkontor	36,81 ct/kg

Lowest 12-month rolling average

1	Kerry Agribusiness	44,38 ct/kg
2	Dairygold	44,65 ct/kg
3	Glanbia	45,48 ct/kg

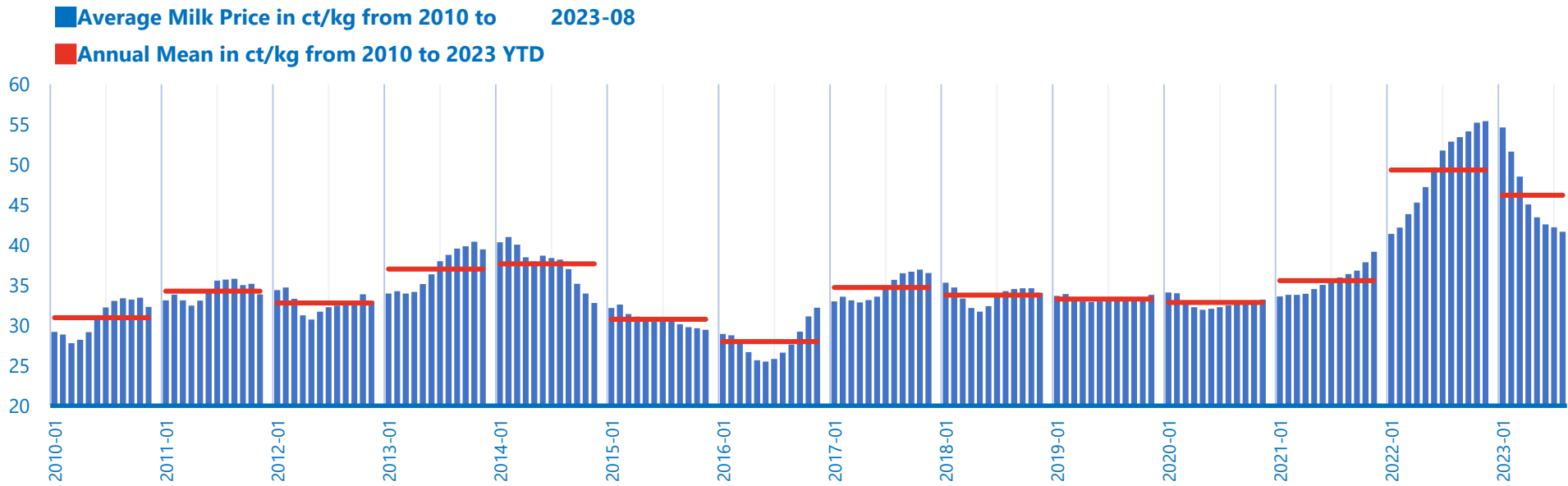
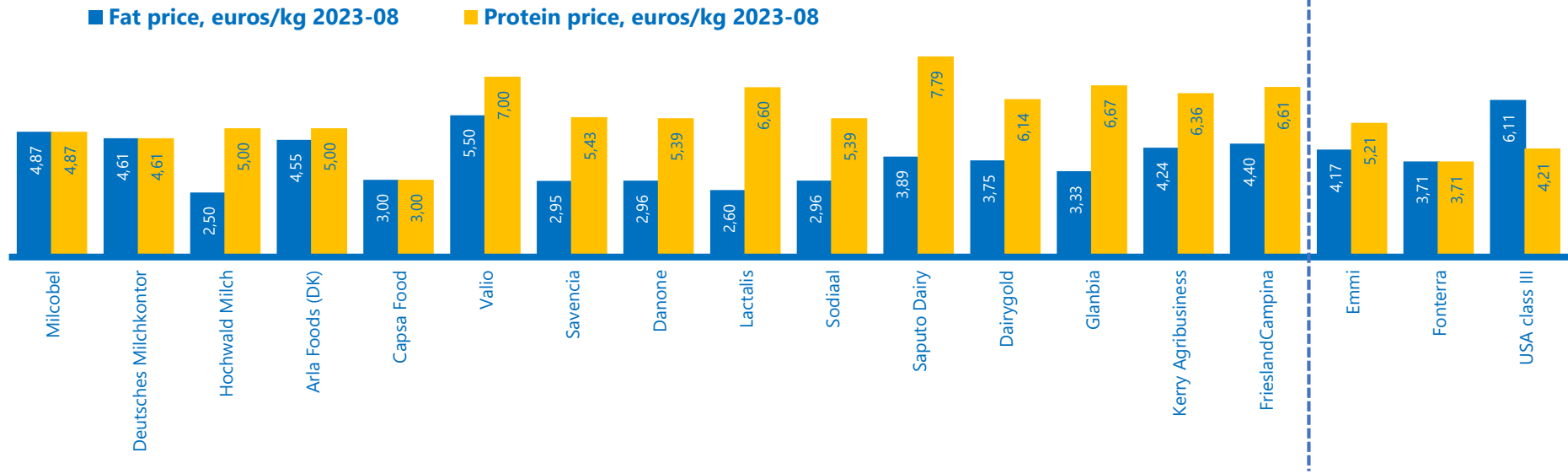
■ Milk Prices by Dairy Processor in ct/kg, 2023-08



EDF-ZuivelNL Monthly Milk Prices refer to an annual delivery quantity of 1 million kg per year per farm with 4.2% fat and 3.4% protein. TBC and SCC are at a maximum of 24.999 and 249.999 per ml respectively. Litres to kilogramm conversion 1:1.03. VAT is excluded. 12-month rolling average including supplementary payments. In case of questions please contact: manager@dairyfarmer.net.

International Comparison of Producer Prices for Milk

August 2023



EDF-ZuivelNL Monthly Milk Prices refer to an annual delivery quantity of 1 million kg per year per farm with 4.2% fat and 3.4% protein. TBC and SCC are at a maximum of 24.999 and 249.999 per ml respectively. Litres to kilogram conversion 1:1.03. VAT is excluded. 12-month rolling average including supplementary payments. In case of questions please contact: manager@dairyfarmer.net. Source reference: EDF-ZuivelNL International Milk Price Comparison.