

International Comparison of Producer Prices for Milk

November 2023

November 2023
Average All dairies
∅ **41,32 ct/kg**

Compared to previous month +0,31
Compared to previous year -13,90

12-month rolling avg
Average All dairies
∅ **45,70 ct/kg**

Compared to previous month -0,99
Compared to previous year -3,05

Highest Milk Price in November 2023

1	Capsa Food	49,32 ct/kg
2	Valio	46,46 ct/kg
3	Sodiaal	45,96 ct/kg

Highest 12-month rolling average

1	Capsa Food	53,14 ct/kg
2	Valio	52,41 ct/kg
3	Hochwald Milch	50,15 ct/kg

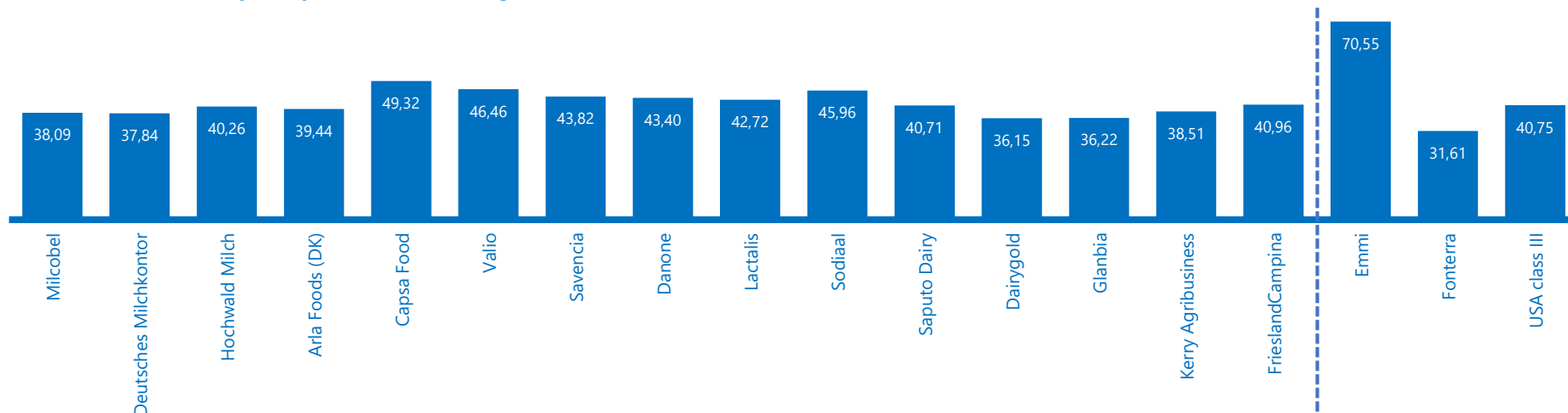
Lowest Milk Price in November 2023

1	Dairygold	36,15 ct/kg
2	Glanbia	36,22 ct/kg
3	Deutsches Milchkontor	37,84 ct/kg

Lowest 12-month rolling average

1	Dairygold	39,42 ct/kg
2	Kerry Agribusiness	40,14 ct/kg
3	Glanbia	40,18 ct/kg

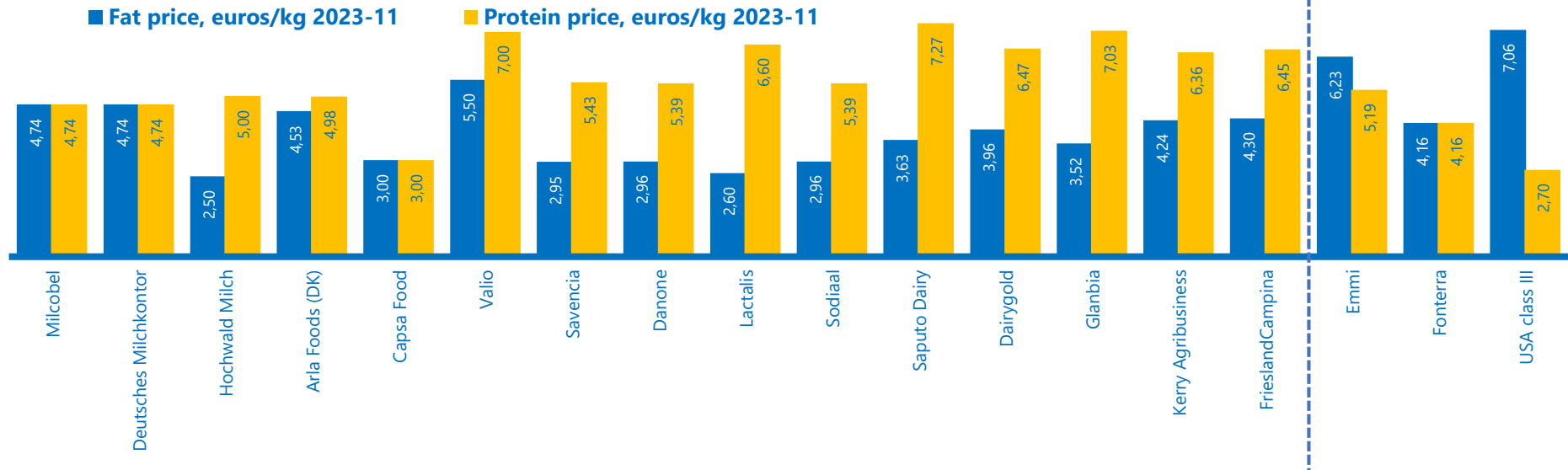
■ Milk Prices by Dairy Processor in ct/kg, 2023-11



EDF-ZuivelNL Monthly Milk Prices refer to an annual delivery quantity of 1 million kg per year per farm with 4.2% fat and 3.4% protein. TBC and SCC are at a maximum of 24.999 and 249.999 per ml respectively. Litres to kilogramm conversion 1:1.03. VAT is excluded. 12-month rolling average including supplementary payments. In case of questions please contact: manager@dairyfarmer.net.

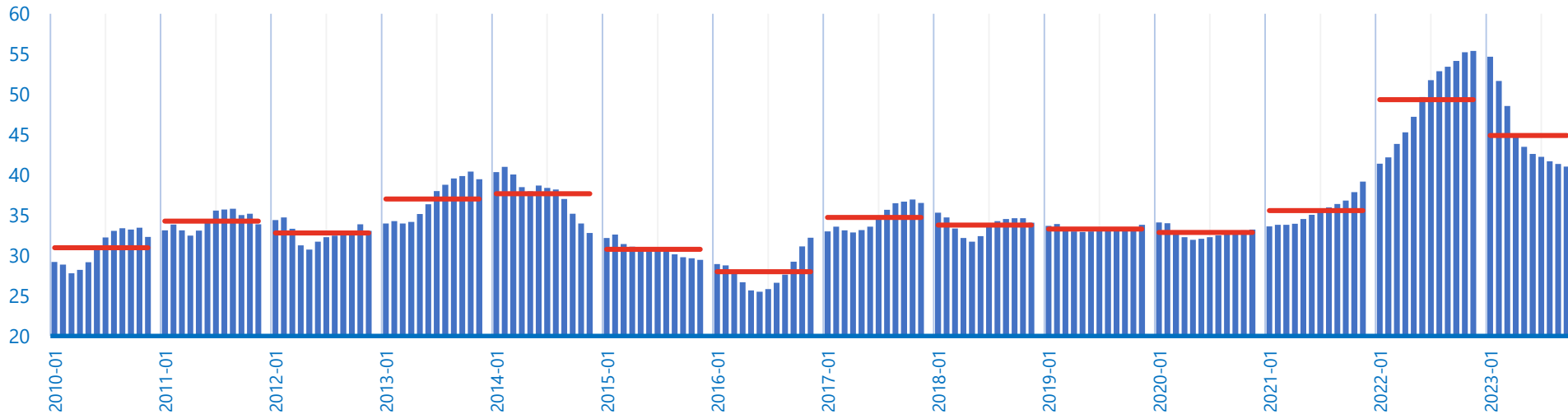
International Comparison of Producer Prices for Milk

November 2023



■ Average Milk Price in ct/kg from 2010 to 2023-11

■ Annual Mean in ct/kg from 2010 to 2023 YTD



EDF-ZuivelNL Monthly Milk Prices refer to an annual delivery quantity of 1 million kg per year per farm with 4.2% fat and 3.4% protein. TBC and SCC are at a maximum of 24.999 and 249.999 per ml respectively. Litres to kilogram conversion 1:1.03. VAT is excluded. 12-month rolling average including supplementary payments. In case of questions please contact: manager@dairyfarmer.net. Source reference: EDF-ZuivelNL International Milk Price Comparison.