

International Comparison of Producer Prices for Milk

January 2023

January 2023
 Average All dairies
 ∅ **54,29 ct/kg**

Compared to previous month: -1,15
 Compared to previous year: +12,90

12-month rolling avg
 Average All dairies
 ∅ **50,80 ct/kg**

Compared to previous month: +0,97
 Compared to previous year: +14,40

Highest Milk Price in January 2023

1	Capsa Food	60,80 ct/kg
2	Deutsches Milchkontor	60,44 ct/kg
3	Hochwald Milch	60,06 ct/kg

Highest 12-month rolling average

1	Deutsches Milchkontor	56,10 ct/kg
2	Glanbia	55,39 ct/kg
3	Dairygold	55,32 ct/kg

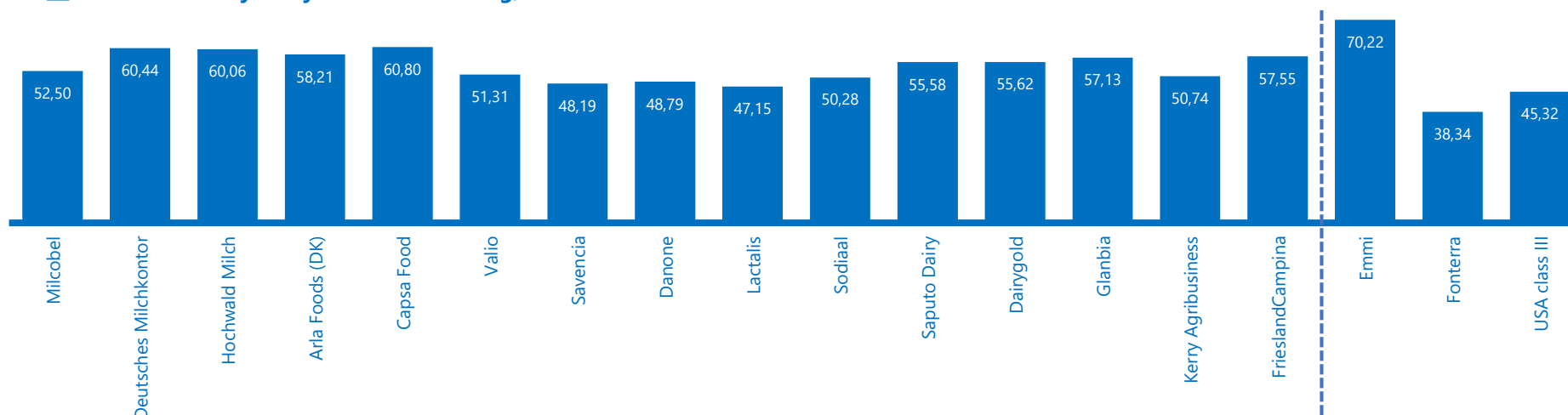
Lowest Milk Price in January 2023

1	Lactalis	47,15 ct/kg
2	Savencia	48,19 ct/kg
3	Danone	48,79 ct/kg

Lowest 12-month rolling average

1	Danone	42,83 ct/kg
2	Sodiaal	43,25 ct/kg
3	Lactalis	44,68 ct/kg

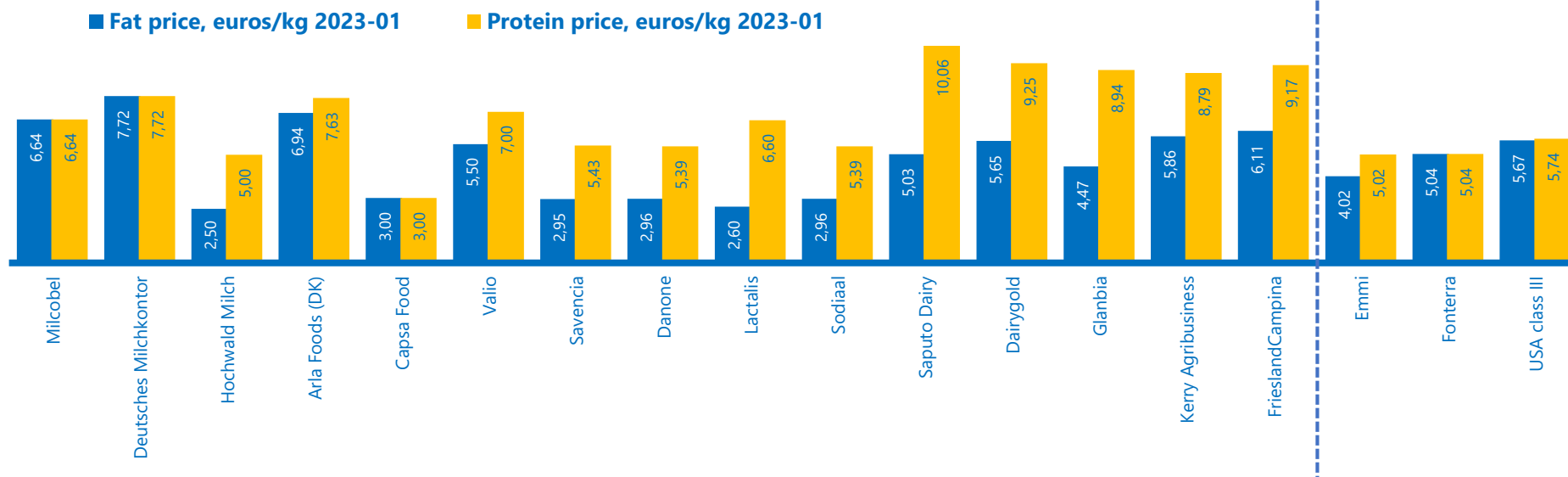
Milk Prices by Dairy Processor in ct/kg, 2023-01



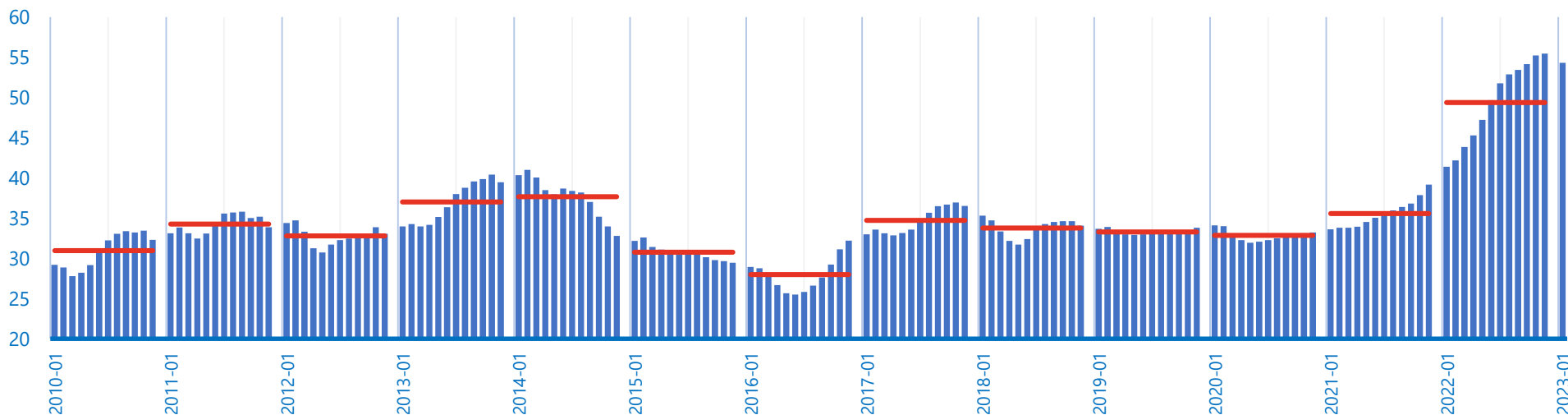
EDF-ZuivelNL Monthly Milk Prices refer to an annual delivery quantity of 1 million kg per year per farm with 4.2% fat and 3.4% protein. TBC and SCC are at a maximum of 24.999 and 249.999 per ml respectively. Litres to kilogramm conversion 1:1.03. VAT is excluded. 12-month rolling average including supplementary payments. In case of questions please contact: manager@dairyfarmer.net.

International Comparison of Producer Prices for Milk

January 2023



■ Average Milk Price in ct/kg from 2010 to 2023-01
 ■ Annual Mean in ct/kg from 2021 to 2022 YTD



EDF-ZuivelNL Monthly Milk Prices refer to an annual delivery quantity of 1 million kg per year per farm with 4.2% fat and 3.4% protein. TBC and SCC are at a maximum of 24.999 and 249.999 per ml respectively. Litres to kilogram conversion 1:1.03. VAT is excluded. 12-month rolling average including supplementary payments. In case of questions please contact: manager@dairyfarmer.net. Source reference: EDF-ZuivelNL International Milk Price Comparison.